



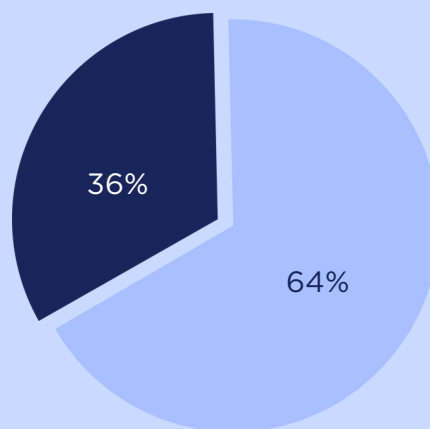

Panorama dos pacientes diagnosticados com Dengue, Covid-19 e outras doenças prevalentes.

Período 29/01 a 07/02/2023

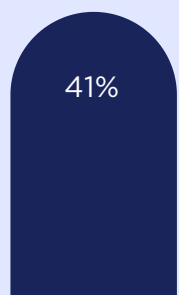
Respondentes

Total da Amostra: **91 Hospitais**

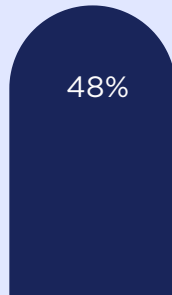
■ Interior
■ Capital e Grande São Paulo



O seu hospital registrou aumento de casos no pronto atendimento (PA) /urgência/emergência, de pacientes com suspeita de Dengue ou Covid-19 nos últimos 15 dias?



Sim, Dengue



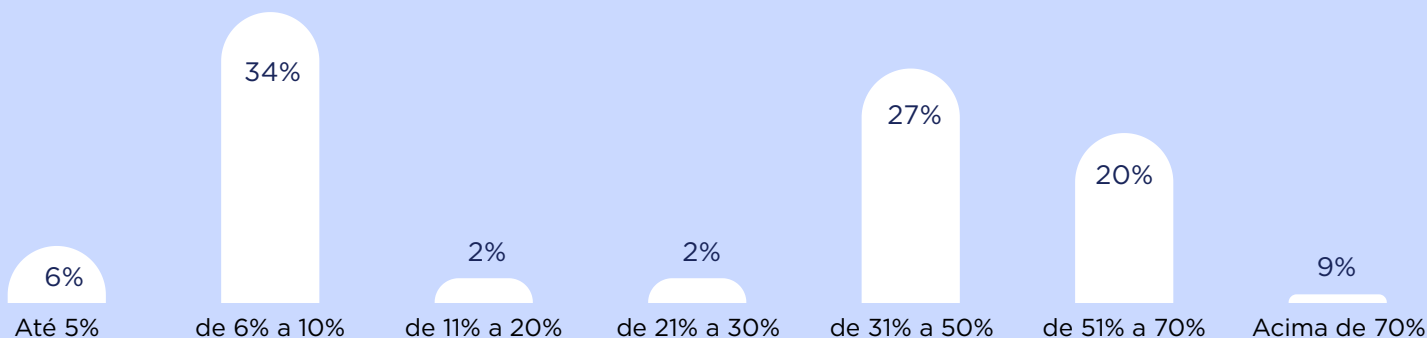
Sim, dengue e Covid



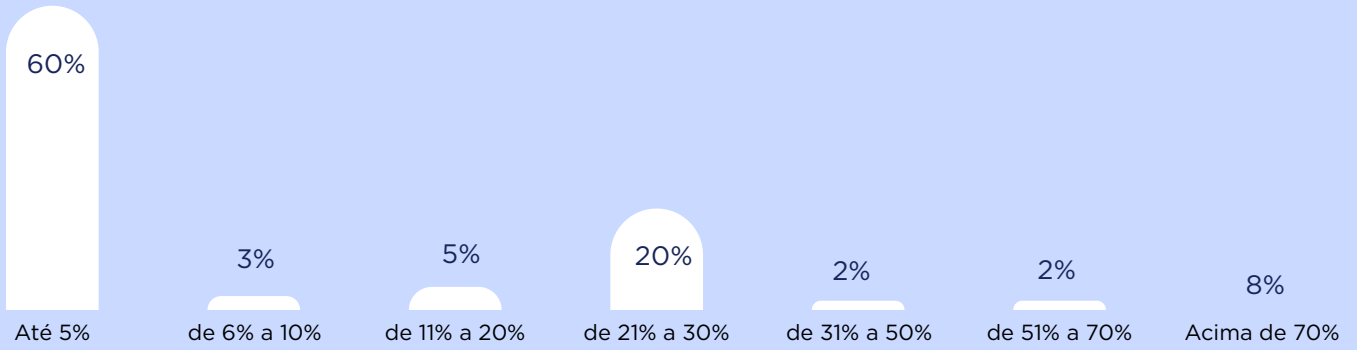
Não

Qual o percentual de aumento de pacientes que testaram positivo nos últimos 15 dias? (*)

DENGUE




COVID



Qual a faixa etária mais frequente entre as pessoas atendidas em seu hospital?


DENGUE



COVID



Nos últimos 15 dias, houve aumento de pacientes internados por Dengue ou Covid-19?

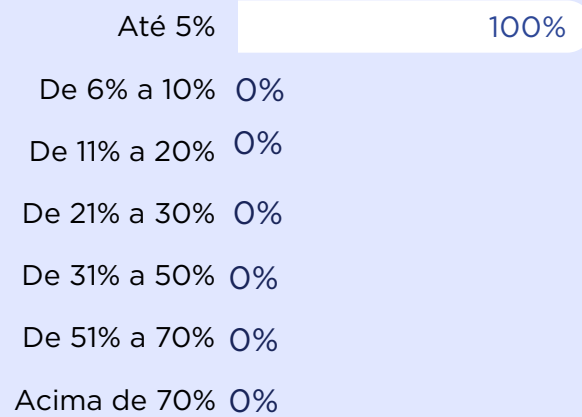


Caso tenha registrado aumento de internações qual o percentual deste aumento em leitos clínicos?

DENGUE

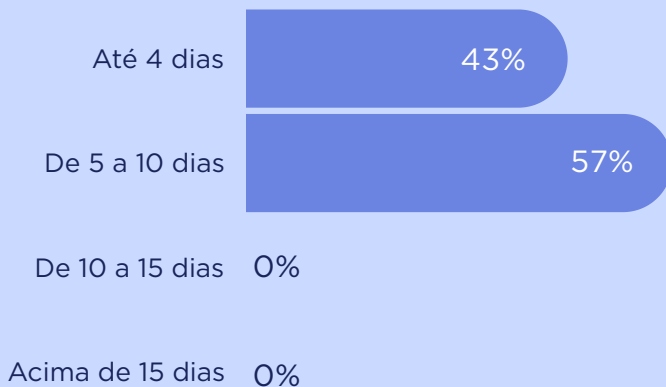


COVID



Qual o tempo médio de permanência em Leitos Clínicos?

DENGUE




COVID

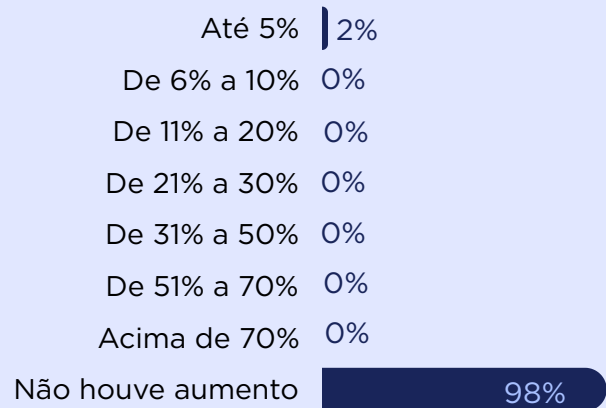


Qual o percentual deste aumento em Leitos UTI?

DENGUE

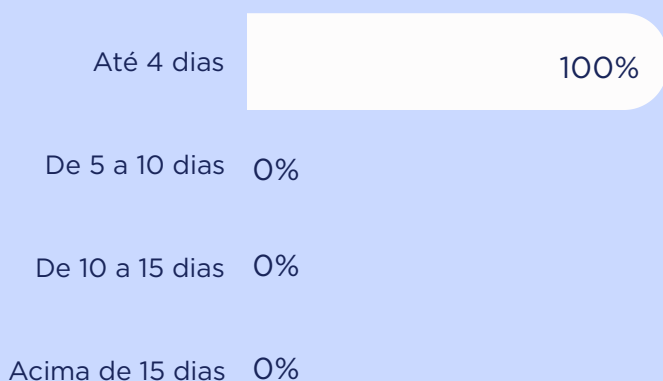


COVID

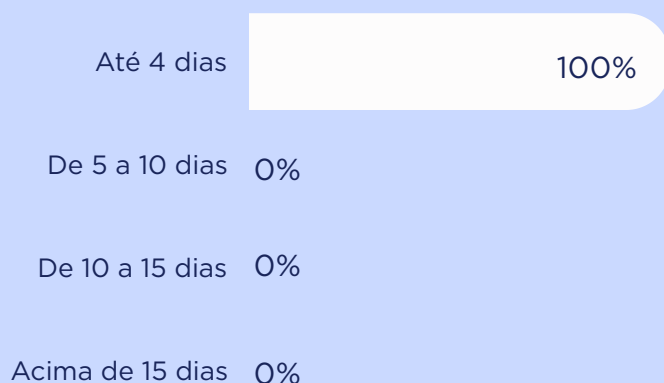


Qual o tempo médio de permanência em Leitos UTI?

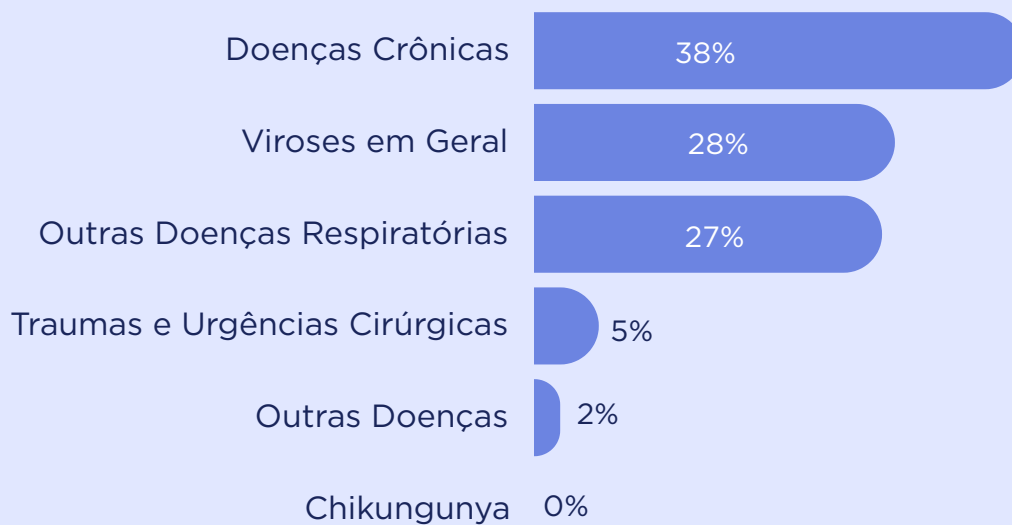
DENGUE



COVID



Quais outras doenças estão prevalecendo e levando pacientes a internações em seu hospital?



Outras quais?

Acidente Vascular Cerebral (AVC), Infarto Agudo do Miocárdio (IAM), Cardiovasculares, Oncologia e Infecção do Trato Urinário, Insuficiência Cardíaca e Pneumonia.