


NOVA PESQUISA SINDHOSP

Dengue :

-



+



Panorama dos pacientes diagnosticados com Dengue e outras doenças prevalentes.


Período atual: 13/01 a 23/01/2025

Período anterior: 29/01 a 07/02/2024

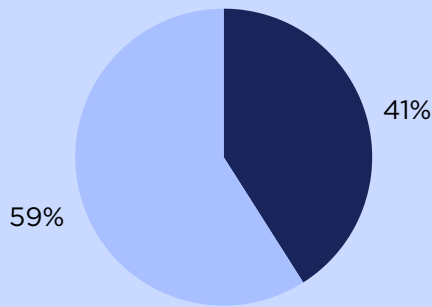
Respondentes

Período: **13/01 a 23/01/2025**

Total da Amostra: **96 Hospitais**




Capital e Grande São Paulo Interior

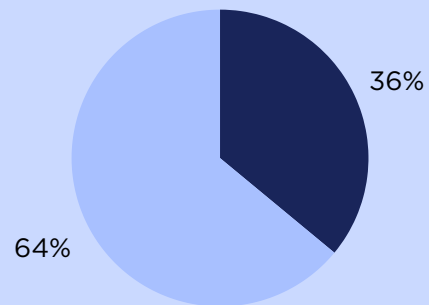


Período: **29/01 a 07/02/2024**

Total da Amostra: **91 Hospitais**

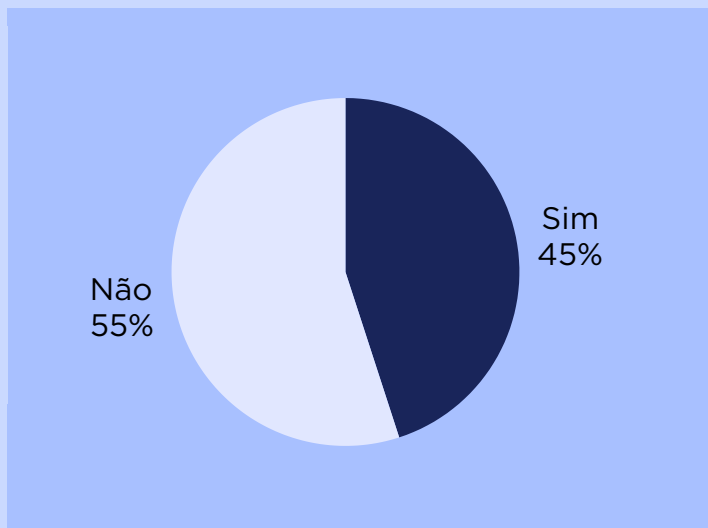


Capital e Grande São Paulo Interior



O seu hospital registrou aumento de casos no pronto atendimento (PA) /urgência/emergência, de pacientes com suspeita de Dengue nos últimos 15 dias?

13/01 a 23/01/2025

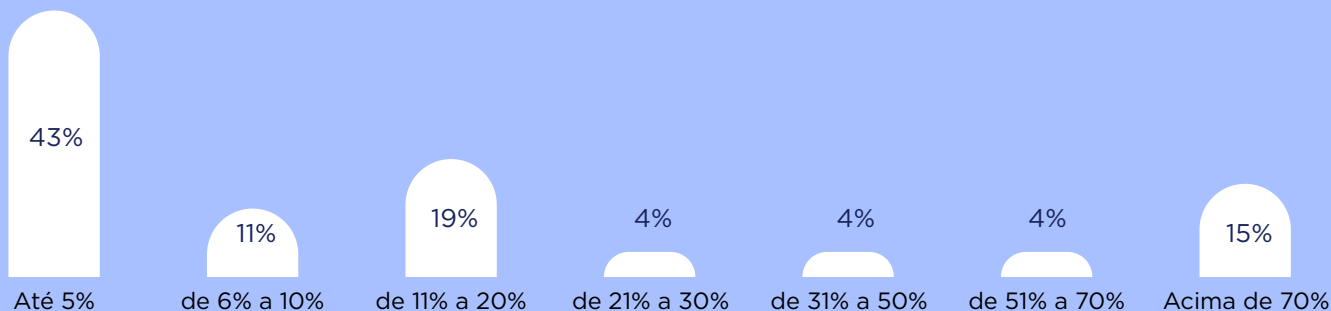


29/01 a 07/02/2024

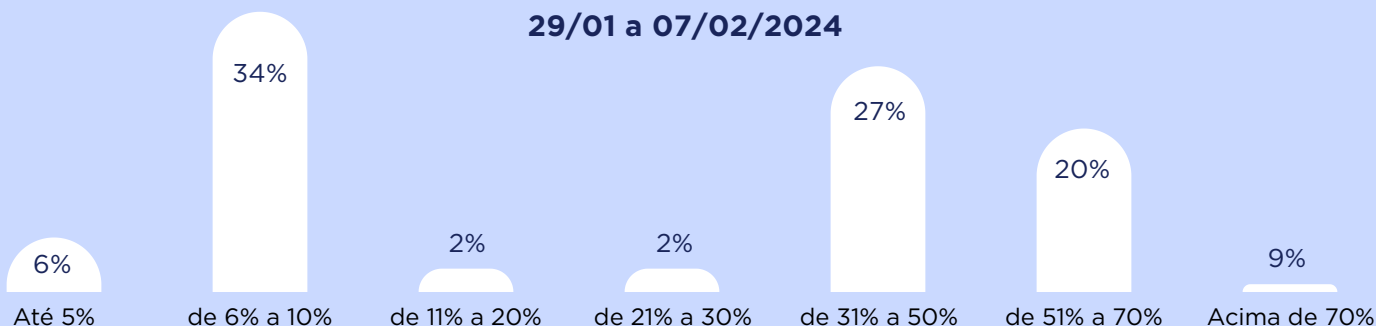


Se sim. Qual o percentual de aumento de pacientes que testaram positivo nos últimos 15 dias?

13/01 a 23/01/2025




29/01 a 07/02/2024




Qual a faixa etária mais frequente entre as pessoas atendidas em seu hospital?

13/01 a 23/01/2025

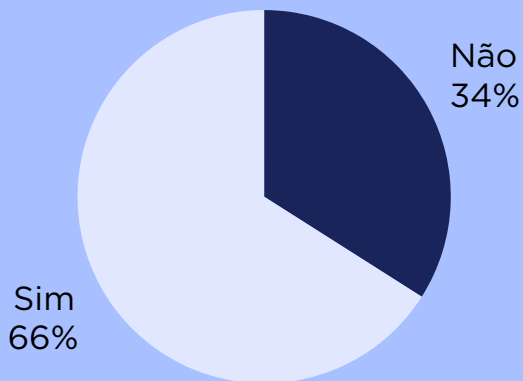


29/01 a 07/02/2024

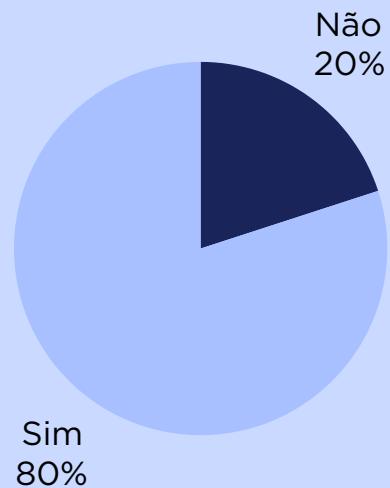


Nos últimos 15 dias, houve aumento de pacientes internados por Dengue?

13/01 a 23/01/2025




29/01 a 07/02/2024

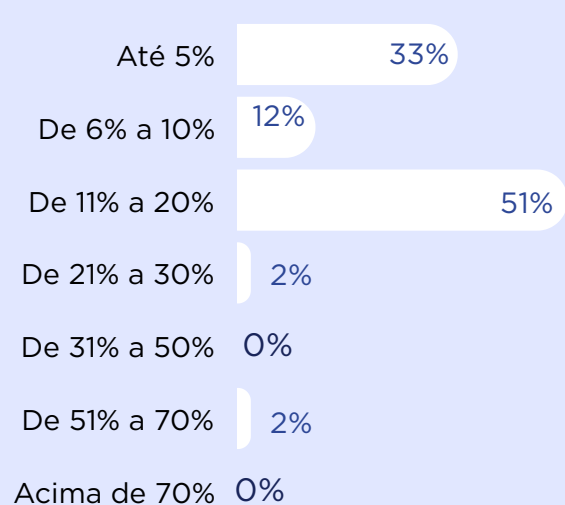


Caso tenha registrado aumento de internações qual o percentual deste aumento em leitos clínicos?

13/01 a 23/01/2025

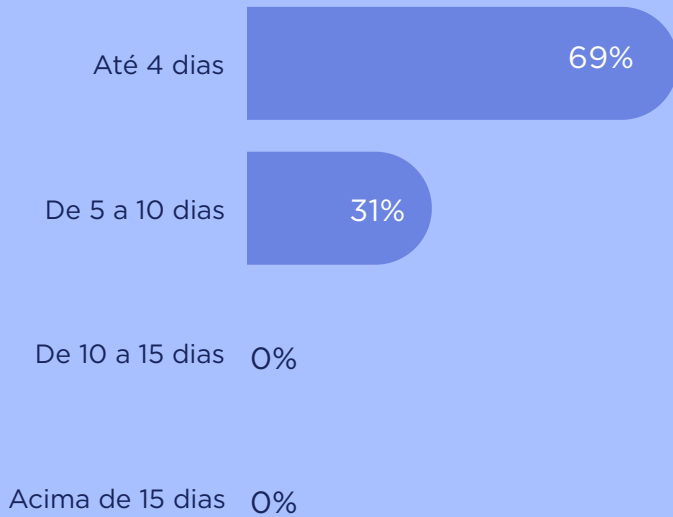


29/01 a 07/02/2024

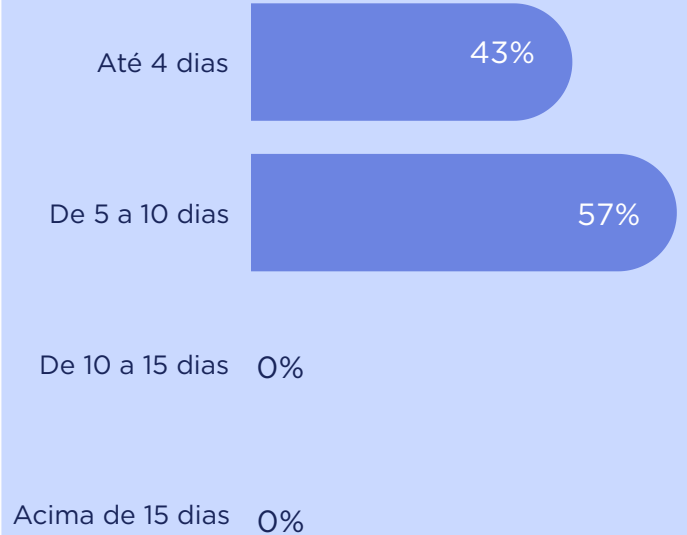


Qual o tempo médio de permanência em Leitos Clínicos?

13/01 a 23/01/2025




29/01 a 07/02/2024




0% 10% 20% 30% 40% 50% 60%

Qual o percentual deste aumento em Leitos UTI?

13/01 a 23/01/2025



29/01 a 07/02/2024

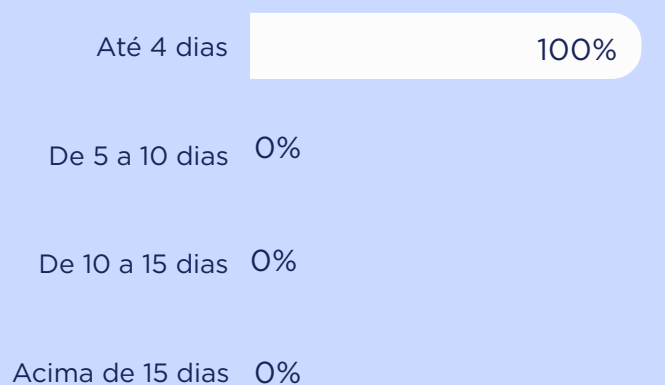


Qual o tempo médio de permanência em Leitos UTI?

13/01 a 23/01/2025



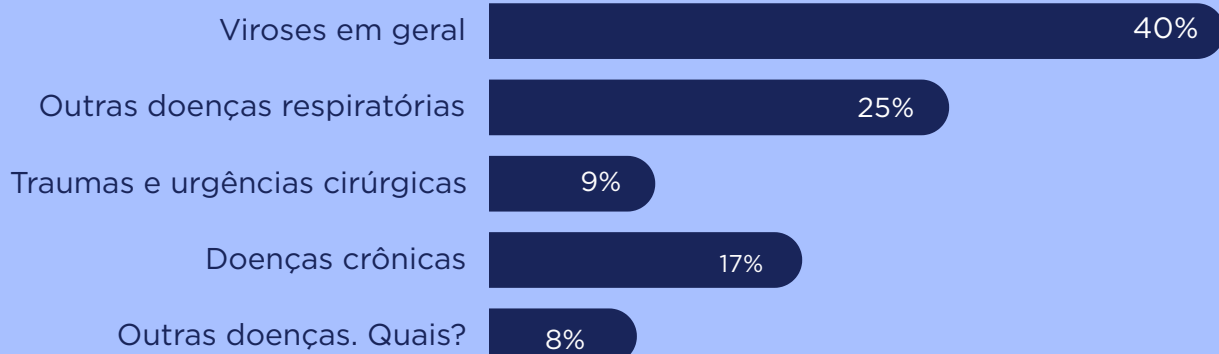
29/01 a 07/02/2024



Quais outras doenças estão prevalecendo e levando pacientes a internações em seu hospital?

40%

13/01 a 23/01/2025



29/01 a 07/02/2024

